

Prep 1 workshop – Phonics



St. Paul's School

MANIBUS POTENTIA STUDIUM ANIMIS

Tuesday 24th October 2017



Prep 1 workshop – Phonics

Objective: to demonstrate different phonics strategies for reading and writing

Outcome: better cohesion between school and home support

1. English language
2. Why do we have phonics?
3. Spelling phonetically
4. Mini-workshops
 - Spelling – Miss Southgate
 - Phonic sounds – Miss Saer
 - Resources – Miss Mayer
 - Reading- Ms Jordão
5. Spellodrome
6. Questions
7. Feedback

Phonics
ee ur ow
wh y au



Why do we have phonics?

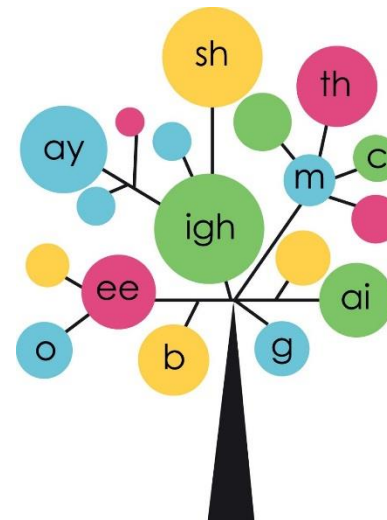
- ✿ Many irregularities in the English language, but there are still spelling patterns and rules.
- ✿ When children start to read and write, have no language knowledge
- ✿ After an exposure to language, most children know automatically how to spell a word; they no longer need phonics
- ✿ Until they reach that point, phonics aids them in their writing and reading





Spelling Phonetically

- ✿ Your children are ALLOWED to spell phonetically.
- ✿ Examples: choo > chew, perpol > purple
- ✿ Remember: children are at different phonic phases. Some children have more phonics knowledge than others.
- ✿ Some children may be at the stage where they're learning spelling rules and know how to spell many words





St. Paul's School

MANEBIT POTENTIA STUDIUM ANIMIS

Mini-workshops

Spelling – Miss Southgate - 1

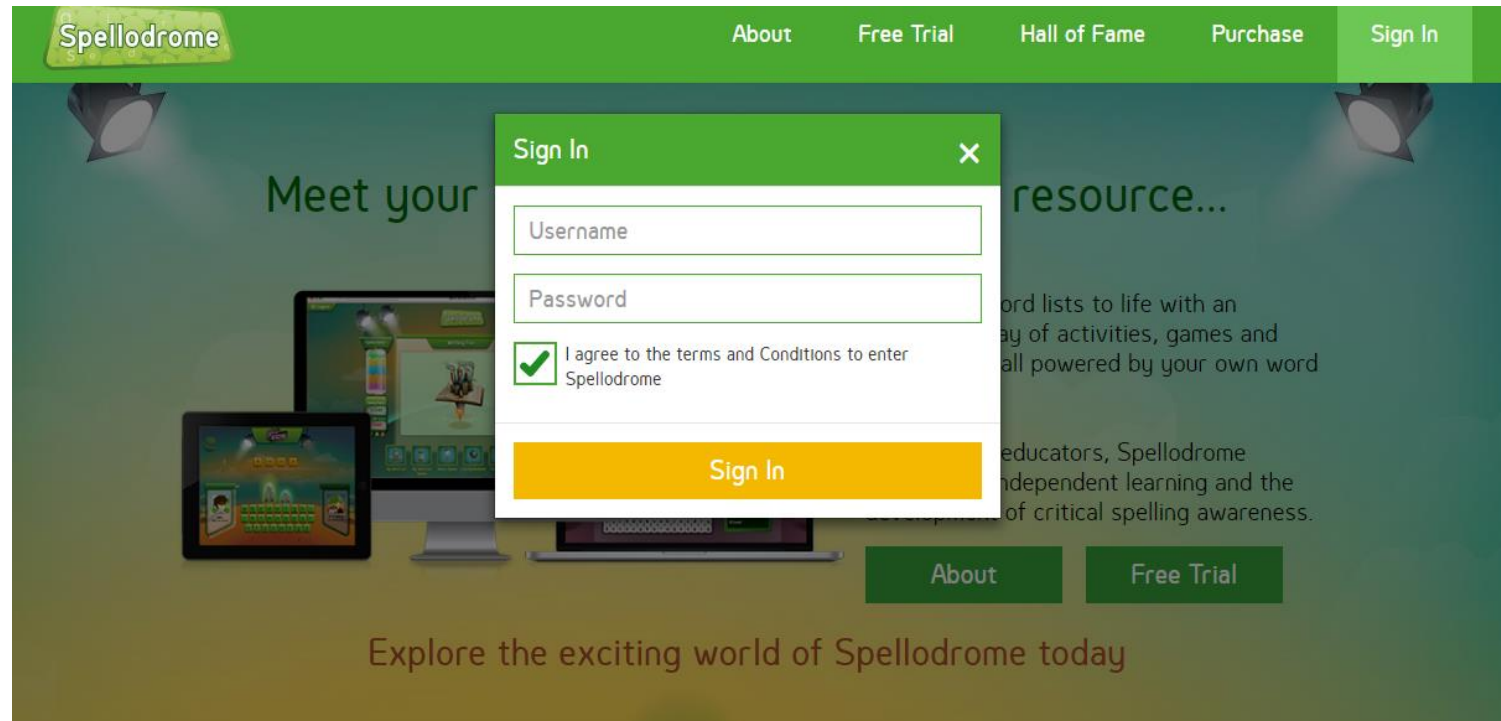
Phonic sounds – Miss Saer - 2

Resources – Miss Mayer - 3

Reading- Ms Jordão – 4



Spellodrome



This uses the same password as Mathletics.




St. Paul's School

MANEBIT POTENTIA STUDIUM ANIMIS

Questions?





An email will be sent out today with
a link to the resources and a
request for feedback.

Prep 1 teachers

Ms Laura Southgate– P1K class teacher and HoY

Ms Julie Jordão – P1L class teacher

Miss Marie Saer – P1M class teacher

Miss Gabriela Mayer- P1N class teacher

THANK YOU FOR LISTENING